


# A LEVEL FILM STUDIES

TASTER SESSION




# FILM STUDIES...

- Why have you picked film?
  - Mixture of academic and creative
  - English literature meets creative arts
  - Lots of students leave to go to study Film/Media/Journalism
  - Some have studied joint honours degrees such as English Lit with Film Studies
  - Others have left to do apprenticeships in creative arts industry

# OUR COURSE

- Eduqas (WJEC) exam board
- 2 x 2 ½ hour exams = 70%
- 1 coursework component = 30%
- No AS exams. But we will have Internal Progression Exam that you will need to pass to get into year 13

# BUY THIS TEXT BOOK



Buying for work? Discover Amazon Business, for business-exclusive pricing, downloadable VAT invoices and more. [Create a FREE account](#)

## WJEC Eduqas Film Studies for A Level & AS Revision Guide



Paperback – 18 Mar. 2020

by [Jenny Stewart](#) (Author)

4.5 ★★★★★ 48 ratings

[See all formats and editions](#)

Paperback

£17.45 prime

2 Used from £20.24

20 New from £15.78



### Looking for business-only pricing and quantity discounts?

If you're buying on Amazon for work, we recommend creating a FREE Amazon Business account for downloadable VAT invoices, business-only pricing, greater payment flexibility and more. [Create a free account](#)

# SUMMER WORK

- You will access this on the website
- We want this sheet to be worked on over the summer
- You need a definition/explanation for each. Some times this may be a visual image
- You will also want an example of this technique being used. We are reasonable and wouldn't expect that for every single term. At least 15 should have these.

# FOLDER

- Please make sure you have bought a folder with dividers for September
- You have 7 exam topics and 10 (+4 shorts) films to study for your exams
- You also have a creative component which will also require a study of 6 films
- You will make notes on your own paper but assessment work will happen in exercise books that we have bought for you
- \*\* Although we will provide them, you may want to buy your own SD card so that when you are filming/editing you do not have to worry about others using it. We use 32gb class 10

# YEAR 12

<b>Component 1: Section C British Film since 1995</b>	<b>Component 2: Section B Documentary Film</b>	<b>Component 2: Section A Global Film</b>
Trainspotting	Amy	Pan's Labyrinth
Shaun of the Dead		City of God
<b>Component 1: Section A Hollywood 1930 - 1990</b>	<b>Component 1: Section B American film since 2005</b>	<b>Component 2: Section C Silent cinema</b>
Vertigo	La La Land	Buster Keaton shorts
One flew over the Cuckoo's nest	Captain Fantastic	

# YEAR 13

**Component 3:  
Production**

**Component 2:  
Section D  
Experimental  
film**

Film or  
Screenplay, plus  
accompanying  
evaluative  
analysis

Memento



# ASSESSMENT OBJECTIVES

- AO1 Demonstrate knowledge and understanding of elements of film
- AO2 Apply knowledge and understanding of elements of film to:
  - analyse and compare films, including through the use of critical approaches
  - evaluate the significance of critical approaches
  - analyse and evaluate own work in relation to other professionally produced work
- AO3 Apply knowledge and understanding of elements of film to the production of a film or screenplay.

# ANALYSIS

- We are going to test your analytical skills
- You will work in small groups and each group will have a previous GCSE Film Studies student so they can help with any technical language

# TASK

- We will watch one of the short films that we will study for your creative component
- I want you to make analytical notes in these categories
  - Cinematography (inc lighting)
  - Mise-en-scene
  - Editing
  - Sound
  - Performance

# THE STUTTERER



What does this framing help communicate?

# THE STUTTERER



What does this mise-en-scene reveal?

# THE STUTTERER


www.Bandicam.com



How does the editing decisions and sound here help make meaning?

# CREATIVE APPLICATION

- We will watch a short film from one of our previous year 12 students
- Identify one creative application of each of these film form areas;
  - Cinematography
  - Mise-en-scene
  - Sound
  - Editing





# PLENARY: SUMMMER WORK

- You will access this on the website
- We want this sheet to be worked on over the summer
- You need a definition/explanation for each. Some times this may be a visual image
- You will also want an example of this technique being used. We are reasonable and wouldn't expect that for every single term. At least 15 should have these.