

Friday, 07 July 2023



Welcome to A Level Geography

Year 12 Induction Day

Mr Huckle – Associate Principal – Head of Sixth Form
A Level Geography Teacher

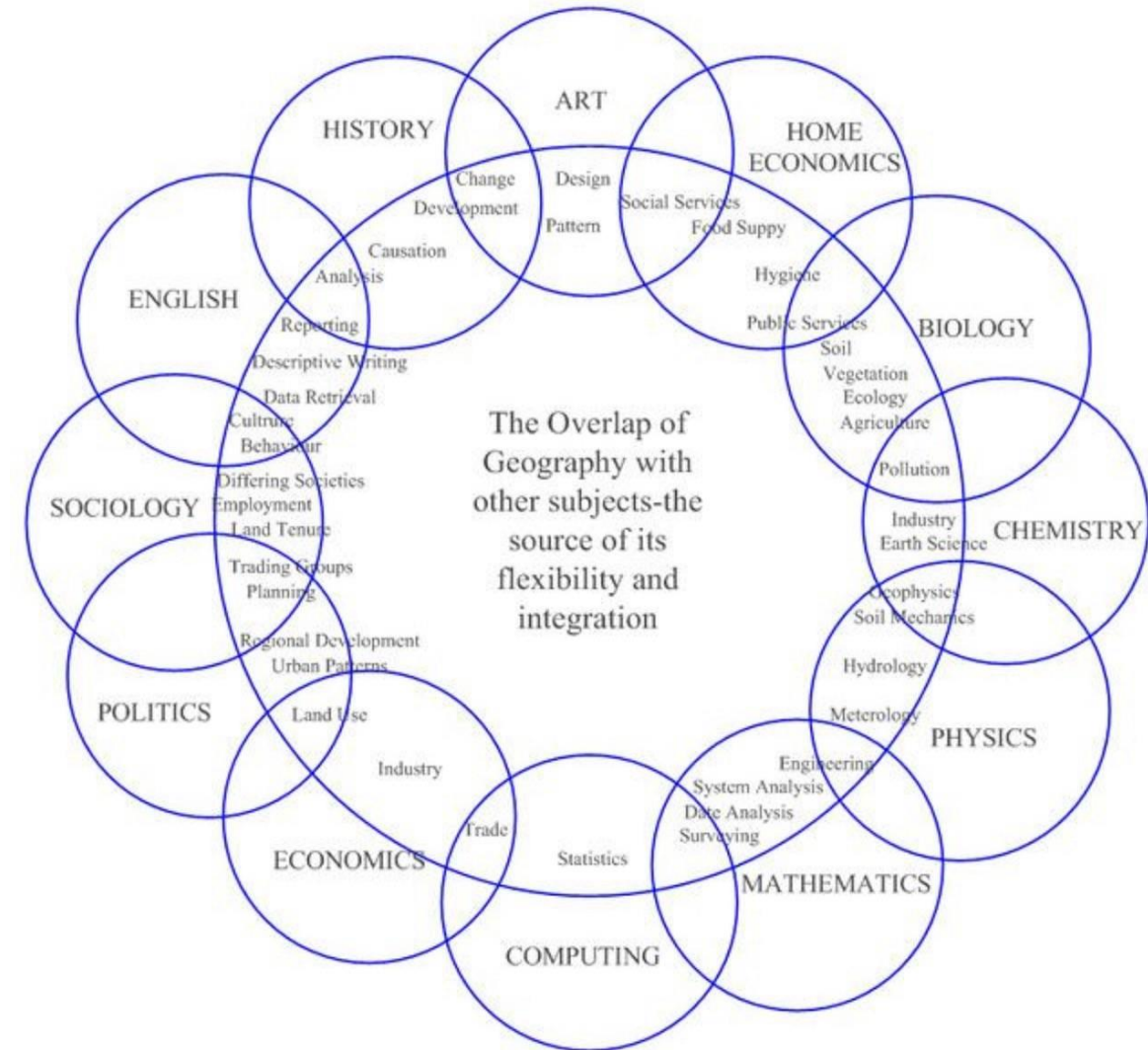
Session Aims

1. To understand the breadth of course content.
2. To be aware of the expectations we set for your learning.
3. To understand the assessment and lesson routines you will undertake.
4. To set your summer work so that you can 'hit the ground running' in September.

Why Geography?



- Geography is EVERYWHERE.
- Transferrable skills – data analysis, structured writing, discussion and debating, theoretical considerations.....
- Careers – Geographers are highly employable, and become everything from planners, cartographers and environmental consultants, to quantity surveyors, architects and tourism officers.



A Level Geography Staff

Who?	What do they teach?
Mr Hatchell – Associate Principal	Year 12: Human Geography Year 13: Physical Geography
Mr Huckle – Associate Principal	Year 12 & 13: Human Geography
Mrs Clark - Teacher	Year 12: Human Geography
Mr Sahai - Teacher	Year 12: Physical Geography
Mr Unite – Head of Geography	Year 12 and 13: Physical Geography
Mr Rowell – Assistant Principal	Year 12: Human Geography



Course Breakdown



Exam Board: Edexcel A Level Geography

You are assessed for this course at the end of Year 2.

Assessment Type	Weighting & Content
Paper 1: Physical Geography	30% of total grade. 4 topics.
Paper 2: Human Geography	30% of total grade. 4 topics.
Paper 3: Synoptic Geography	20% of total grade. Range of issues from the entire course.
NEA: Independent Investigation	20% of total grade. Your chosen investigation explored.

Minimum Entry Requirements

- Average Points Score required: **5.1**
- **Grade 5** in GCSE Geography
- **Grade 5** in GCSE English Language OR Literature
- **Grade 5** in GCSE Mathematics (*discussion with department if Grade 4 is achieved*).

A Level Geography contains mathematical and statistical skills and tasks, as well as extended writing featuring in every part of the course.

The GCSE grades are therefore vital to ensure you can succeed and have the skills you need to access A Level Geography.

Course Content:

Exam Board: Edexcel A Level Geography

Year 1:

- **Dynamic Landscapes (Paper 1)**
 - Coastal Landscapes
 - Tectonic Processes and Hazards
- **Dynamic Places (Paper 2)**
 - Globalisation
 - Diverse Places
- **NEA**

Year 2:

- **NEA**
- **Physical Systems & Sustainability (Paper 1)**
 - Water Cycle and Water Insecurity
 - Carbon Cycle and Energy Security
- **Global Development & Connections (Paper 2)**
 - Superpowers
 - Migration, Identity and Sovereignty

Throughout the Course: Geographical Skills and Fieldwork Skills

Fieldwork



This is a compulsory requirement by Edexcel to complete a minimum of 4 days of fieldwork over the 2 years of the course.

Compulsory Fieldwork:

- Leeson House Fieldwork Centre, Dorset.
 - February 2023: £350-450.
 - Collection of all NEA data for your investigation.



Other Potential Fieldwork Opportunities:

- Shefford/Luton – Apx. £20
- London Docklands – Apx. £25
- Potential enrichment trip abroad e.g Iceland



Expectations in A Level Geography

A Level Geography is hard work, and it's supposed to be. But, if you do the following, you will succeed...

- Excellent attendance – **you buy your grades with time.**
- Punctuality and focus.
- Completion of all homework, prep work and private study work - **you buy your grades with time.**
- Determination to succeed.
- Meet your deadline and communicate with your teachers.
- PMA – Positive Mental Attitude.
- Use all 'Prep' and 'Study' times on your timetable appropriately - **you buy your grades with time.**
- Read around the subject! - **you buy your grades with time.**

Building Your Own Success

Practice Questions (PQs)



SWA A Level Geography

Practice Questions (PQs) Practice Checklist

Human Geography



The Geography department uses PQs to assess your progress, but more importantly for you to build up exam skills, technique and confidence.

In September, you will receive a PHYSICAL and a HUMAN PQ document for you to see what questions are coming up, and how many marks they are.

These questions are handed in by you, marked by your teacher, and you then receive feedback afterwards so you can continue to improve.

This important document contains a sequenced guide to the PQ's you must complete throughout Year 12. As part of the Geography A Level, ***you must complete each of the below exam question*** and hand it in to your teacher for marking and then use the recorded feedback session to MRI your answer.

Don't forget to **keep track of your progress by using the checklist below** and entering your marks awarded.

Globalisation:

PQ Number	Question	When set? (WC = Week Commencing)	Completed?	Total Mark Awarded	MRI Complete?
PQ1	Explain the role of International Organisations in promoting globalisation (6 marks)	WC 18 th September 2023			
PQ2	Explain how 'switched-on' and 'switched-off' places can be used as a measure of globalisation's reach (8 marks)	WC 16 th October 2023			
PQ3	Assess the impacts of globalisation on cultural characteristics (12 marks)	WC 6 th November 2023			
PQ4	Assess the view that Transnational Corporations (TNCs) create both winners and losers (12 marks)	WC 27 th November 2023			

Preparing for September...



You will need the following at the start of the course to see you through the two years!

- 2 lever arch files (large folders) – one for human and one for physical.
- Plastic wallets and folder dividers.
- Lots of A4 lined notepads – you will not be using exercise books.
- Stationery (pens, pencils, ruler, calculator etc).

Consider purchasing one of our two core textbooks for A Level Year 1

Hodder Edexcel A Level Geography Book 1
Oxford Edexcel A Level Geography Year 1

Links to these textbooks are in the notes below...





Summer Tasks

Today, you will be set your summer homework which is due in to your Geography teachers on the week you return to school – week commencing **4th September 2022**.

Your work will be **set electronically** via the school website.

You can **complete it electronically** and email it to your new teachers in September.

Produce detailed notes and diagrams on the following aspects for the PHYSICAL paper:

- Earth's structure
 - Layers
 - Properties
 - Convection currents
- The theory behind continental drift
 - Wegener's theory
 - Biological evidence
 - Climatological evidence
 - Geological evidence
 - Palaeomagnetism
- Plate boundaries
 - Constructive (divergent)
 - Destructive (convergent) - Subduction (oceanic + continental, oceanic + oceanic)
 - Destructive (convergent) - Collision
 - Conservative

Up your game!

- Use A level terminology
- Start a 'key terms' list with definitions
- Put work in to your own words – don't just copy
- Learn it!
- Be prepared to use it on your return in September

Produce detailed notes and diagrams on the following aspects for the HUMAN paper:

<https://www.youtube.com/watch?v=zbtAXW-2nz0&t=203s>

Topic 1 – GLOBALISATION

- Produce detailed notes and on the following aspects
 - What is globalisation?
 - Causes of globalisation
 - How does free trade increase globalisation?
 - What is the International Monetary Fund (IMF)?
 - What is the World Bank?
 - What is the World Trade Organisation (WTO)?

<https://www.youtube.com/watch?v=JJ0nFD19eT8>

Undertake a MOOC at:

<https://www.futurelearn.com/courses/categories/nature-and-environment-courses>

<https://www.futurelearn.com/courses/categories/politics-and-the-modern-world-courses>

- They are free (online certificate available)
- They add to your future job or university applications
- 6th Form will be asking you to do them anyway – get ahead of the game
- There are a range of relevant topics to your Geography studies.

<https://www.futurelearn.com/courses/heritage-culturally-diverse-cities>

<https://www.futurelearn.com/courses/causes-of-climate-change>

Optional Extra: Reading, Lectures, Videos...

Preparing for A Level Geography or want to just develop your Geography further?

Hoping to study Geography at A Level? Or maybe you are simply interested in taking some time to further your understanding of the geography you have studied at GCSE?

There are number of things you can do:

1. **Developing as a geographer** – through general reading around / watching videos / listening to podcasts etc. to develop your geographical knowledge and understanding
2. **Preparing for the A Level Course** Starting to explore the topics and their foundations which will be studied in the A Level course.



You will also be set a document, which includes each topic of the A Level course, and lots of links to additional materials you can have a browse of 😊

<G:\Shared drives\SWA Geography\3. Edexcel A Level 2016\17. KS4 to KS5 Transition\Continuing with Geography....docx>



Any Questions?