



BTEC Level 3 National Extended  
Certificate in Health and Social  
Care = one A Level

# Complete the wordsearch

## Health and social care

S	E	T	M	L	A	C	I	S	Y	H	P	S	I
E	T	N	U	R	S	E	P	U	E	O	I	A	Y
A	S	A	D	O	L	E	S	C	E	N	C	E	T
G	E	N	E	T	I	C	S	H	D	G	D	L	I
A	W	D	E	D	U	C	A	T	I	O	N	S	N
G	I	E	S	O	E	E	O	L	S	H	T	E	U
I	I	L	L	N	E	S	S	A	E	C	Y	I	M
N	S	O	C	I	A	L	H	E	A	S	L	P	M
G	T	N	A	F	N	I	I	H	S	I	S	I	O
C	G	D	I	E	T	E	S	S	E	A	H	N	C
I	C	I	S	N	T	R	Y	G	R	O	W	T	H
T	E	I	F	S	E	A	D	G	E	N	D	E	R
S	N	C	G	C	O	C	V	A	L	U	E	S	A
R	E	S	E	A	R	C	H	A	R	R	E	U	I

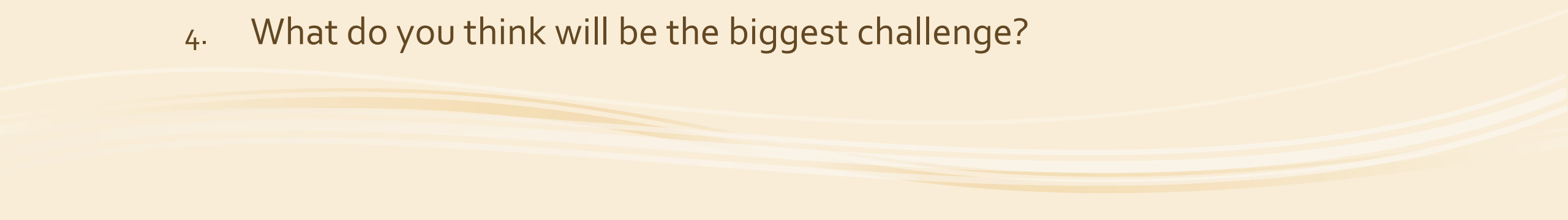
CARE  
AGING  
PHYSICAL  
ILLNESS  
DIET  
GENDER  
DISEASE  
SOCIAL  
NURSE  
HEALTH  
GROWTH  
RESEARCH  
GENETICS  
ADOLESCENCE  
COMMUNITY  
EDUCATION  
VALUES  
PIES  
INFANT

# Aims of this session

- To help you to understand how this course works and the units you will be studying.
- To discuss the expectations of the course.
- Opportunities for you to ask any questions.



# Questions to get you thinking...

1. Why did you decide to choose this subject?
  2. Where do you hope your sixth form choices will take you in the future?  
What are your aspirations OR future career prospects?
  3. How do you think the next two years will be different from your GCSEs?
  4. What do you think will be the biggest challenge?
- 


# Sixth form ethos

As a department we want all of you to aim to achieve all **Distinction** grades in every one of your HSC units.


Expectations are high and you should be aiming for the best.




# Our Expectations of You

- That you will make a commitment to achieving the very best that you are capable of.
  - That you meet the deadlines set for the assessments.
  - That you engage and contribute in all learning activities.
- 

# Your expectations of us

- That we will deliver the content that will enable you to achieve your very best.
  - That we make learning fun and interesting.
  - That you will receive timely academic guidance and feedback.
- 

# Game time

- In groups of 4 number yourselves.
  - In numerical order take turns to come up to the front.
  - Have a look at what you see and then go back and draw.
- 
- The bottom of the slide features several horizontal, wavy lines in shades of light beige and cream, creating a decorative border.



# Question

- What area of development does this cover?



What is the difference between the Health and Social Care Sector?

# The health and social care sector

- **Health care**  
includes all  
hospital activities,  
medical nursing  
homes, GP  
services

**Social care**  
includes  
residential nursing  
care, domiciliary  
care (care in the  
home), social work

# The Course Overview

Unit	Mandatory Units	Assessment	GLH
1	Human Lifespan and Development	External	90
2	Working in Health and Social Care	External	120
5	Meeting Individualised Care and Support Needs	Internal *Synoptic*	90
14	Physiological Disorders and their Care	Internal	60

- Equivalent to 1 A level
- Unit 1 & Unit 5 in Year 12
- Unit 2 & Unit 14 in Year 13

**\*NOTE-** You must get at least a PASS in your internal units to gain a Level 3 qualification

# Units studied and Points System

Year 12 = 180 GLH	Year 13 = 180 GLH
Unit 1 – Exam (90 GLH) Unit 5 – Coursework (90 GLH)	Unit 2 – Exam (120 GLH) Unit 14 – Coursework (60 GLH)

## Points available for internal units

Overall grade	Unit Size	
	60 GLH	90 GLH
U	0	0
Pass	6	9
Merit	10	15
Distinction	16	24

## Points available for external units

Overall grade	Unit Size	
	60 GLH	90 GLH
U	0	0
Pass	9	12
Merit	15	20
Distinction	24	32

# Unit 1 Human Lifespan Development

- Written exam set and marked by Pearson - 1.5 hours/ 90 marks
- Develops knowledge and understanding of patterns of human growth and development, exploring key aspects of growth and development, and the experience of health and wellbeing.



# Unit 2 Working in Health and Social Care

- Externally assessed
- Aims to help you understand what it is like to work in the health and social care sector.
- To understand responsibilities that you need to understand and carry out such as maintaining the safety of and safeguarding individuals
- You look at the range of roles and responsibilities of people who work in health and social care settings, learning about the organisations that provide services in this sector, and the different settings in which these services are delivered according to the needs of the service user.

# Unit 5 Meeting Individual Care & Support Needs – Miss Blessing

- Internally assessed through assignment
- To provide care and support individuals need, you need to have a good understanding of the principles behind providing quality care and support.
- You will learn about the values and principles of meeting care and support needs and look at some of the ethical issues that arise when personalising care.
- You will examine factors that can impact the professionals who provide the care and support, and the challenges that must be overcome to allow access to good quality care and health services.



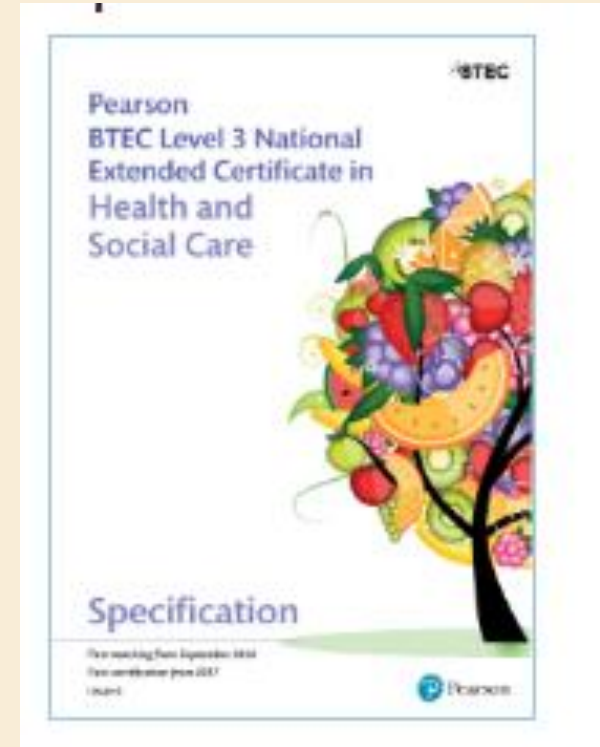
# Unit 14 Physiological Disorders

- Internal assessment – assignment
- It is essential to understand the nature of physiological disorders and how to provide appropriate treatment and care.
- This includes being aware of the causes and effects of physiological disorders, as well as the roles of different professionals involved in providing treatment and care for service users. I
- You will learn about the signs and symptoms of physiological disorders and how they are investigated and diagnosed. You will also learn about the different types of treatment and support available for individual service users, including surgery, rehabilitation and complementary therapies.

# Useful documents

## 1. Specification

[https://qualifications.pearson.com/content/dam/pdf/BTEC-Nationals/Health-and-Social-Care/2016/specification-and-sample-assessments/9781446938003\\_BTEC\\_Nat\\_ExCert\\_HSC\\_AG\\_Spec\\_Iss3C.pdf](https://qualifications.pearson.com/content/dam/pdf/BTEC-Nationals/Health-and-Social-Care/2016/specification-and-sample-assessments/9781446938003_BTEC_Nat_ExCert_HSC_AG_Spec_Iss3C.pdf)

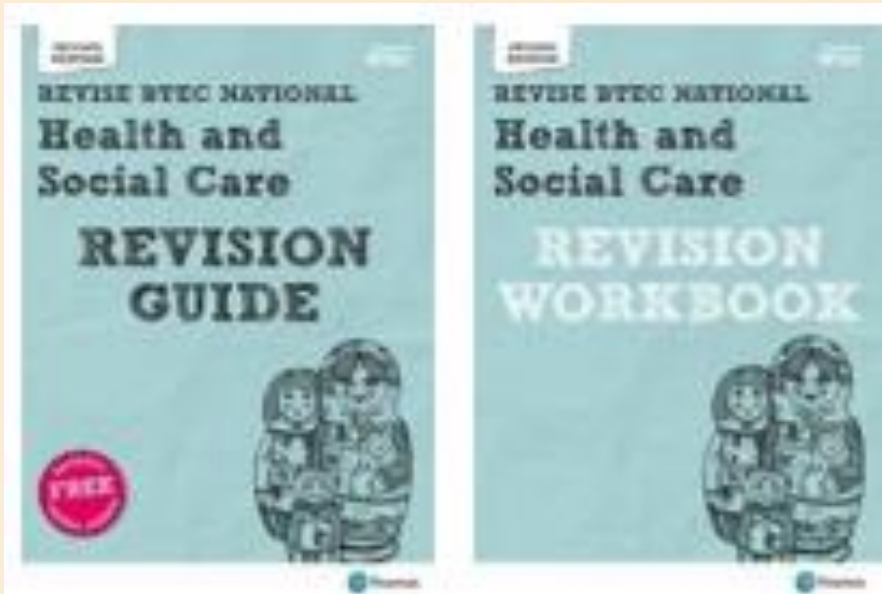


# Recommended textbook



- **BTEC National Health and Social Care Student Book 1**
- Publisher: Pearson
- Author: Marilyn Billingham, Pamela Davenport, Hilary Talman, Nicola Matthews, Beryl Stretch, Elizabeth Haworth
- ISBN: 9781292126012

# Additional material for the examined units



## BTEC National Health and Social Care Revision Guide

Publisher: Pearson

Author: Brenda Baker, James O'Leary, Marie Whitehouse, Georgina Shaw

ISBN: 9781292230443

## BTEC National Health and Social Care Revision Workbook

Publisher: Pearson

Author: Georgina Shaw, James O'Leary, Elizabeth Haworth, Brenda Baker

ISBN: 9781292230580

# New changes you need to consider

- 'N grade' is only given for units 1, 2, 3 and 4.
- Holistic teaching - no coaching should be given after the assignment brief has been given out. Teachers must encourage independence.
- Referencing is essential at level 3. Neil's tool box was suggested as a good app to use.
- Students are entitled to a re-submission – but if they miss a deadline it is not allowed to be given.
- Up to 15 days can be given for a re-submission.

# Any Questions?

Then please email myself or Miss Blessing

[kchamberlain@bestacademies.org.uk](mailto:kchamberlain@bestacademies.org.uk)

[kblessing@bestacademies.org.uk](mailto:kblessing@bestacademies.org.uk)



# Summer work

- You have been set some summer homework, please read the sheet and complete the task, sending it to
- [kchamberlain@bestacademies.org.uk](mailto:kchamberlain@bestacademies.org.uk)